



# Science

## Everyday Materials

# Objects and Materials



# Aim

- I can tell the difference between an object and the materials it is made from.

# Success Criteria

- I can name specific objects.
- I can identify the materials which specific objects are made from.
- I can explain the difference between objects and materials.

# Object Challenge



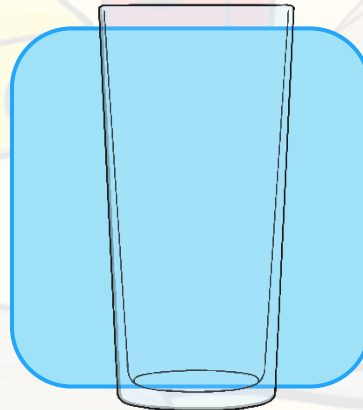
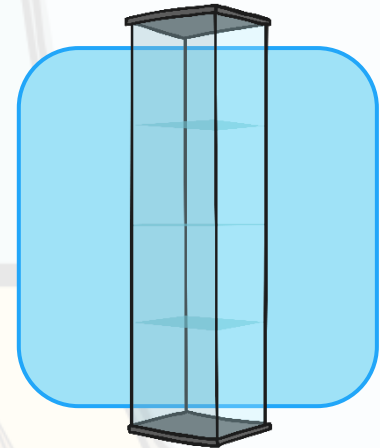

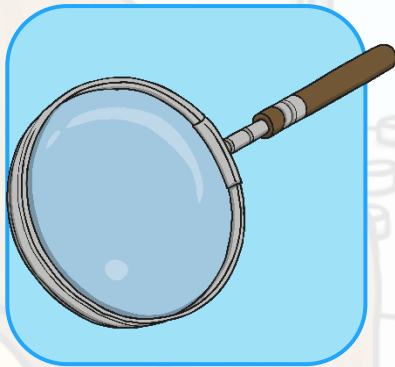
In your group, look at the objects. What have they all got in common?



# Object Challenge Answers


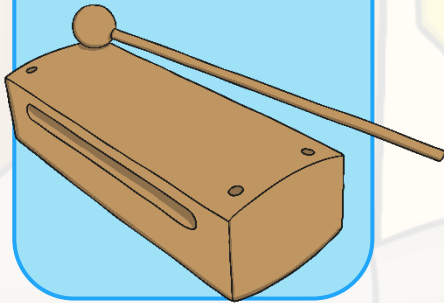





These objects are all made from glass!



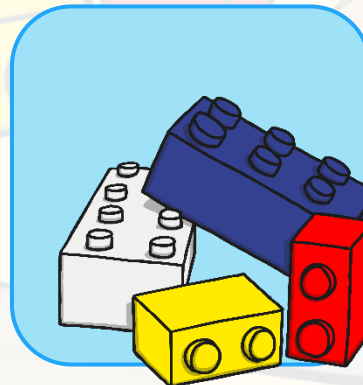
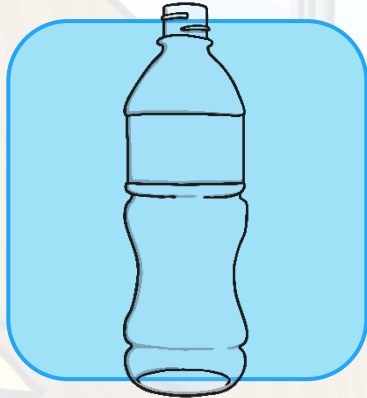
# Object Challenge Answers

What objects are made from wood?



# Object Challenge Answers

Which objects are all made from plastic?



# Material Challenge



What objects can you see in this picture?

What materials do you think these objects are made from?

How do you know?

glass

wood

start

Time up!

Photo courtesy of Radiobrain\_@flickr.com) - granted under creative commons licence - attribution



# Material Challenge



What material is this pencil sharpener made from?

How do you know?

Is it made from one material?

metal

plastic

start

Time up!

Photo courtesy of quinnanya@flickr.com) - granted under creative commons licence - attribution

# Material Challenge

plastic



What materials are these glasses made from?

How do you know?


glass

start

Time up!


Photo courtesy of WillVision@flickr.com) - granted under creative commons licence - attribution

# Objects and Materials



**★** **Objects and Materials**

Sort the pictures into objects and everyday materials.



Everyday Objects  Everyday Materials

**★★** **Objects and Materials**

Look at the pictures and read the sentences. Choose the right words from the word bank at the bottom of the page to make the sentences make sense.

**★★★** **Objects and Materials**

Draw and label three objects. Then write a sentence explaining what materials the objects are made from.


  twinkl.co.uk Science | Year 1 | Everyday Materials | Objects and Materials Lesson 2

# Odd One Out



Which of these do you think is the odd one out? Why?



Photo courtesy of Rev Stani@flickr.com, Richard -Gi@flickr.com, CARLISLEHVACI@flickr.com and Horrortaxi@flickr.com)- granted under creative commons licence – attribution


# Aim



- I can tell the difference between an object and the materials it is made from.

# Success Criteria

- I can name specific objects.
- I can identify the materials which specific objects are made from.
- I can explain the difference between objects and materials



# Everyday Materials: Objects and Materials

<b>Aim:</b> To distinguish between an object and the material from which it is made by naming objects and identifying the material which they are made from.  I can tell the difference between an object and the materials it is made from.	<b>Success Criteria:</b> I can name specific objects.  I can name the materials which specific objects are made from.  I can explain the difference between objects and materials.	<b>Resources:</b> Lesson Pack  Pencils Scissors Glue
	<b>Key/New Words:</b> Object, common, same.	<b>Preparation:</b> Object Challenge Activity Sheet - 1 per group  Differentiated Objects and Materials Activity Sheet - 1 per child

**Prior Learning:** Children will have learnt the names of everyday materials in lesson 1.

## Learning Sequence

	<b>Object Challenge:</b> In groups, children look at the different versions of the <b>Object Challenge Activity Sheet</b> . What have all the objects got in common? <b>Are children able to identify the materials the objects are made from?</b> Ask groups to feedback and encourage children to explain their reasoning.	
	<b>Object Challenge Answers:</b> Look at the answers on the <b>Lesson Presentation</b> . Explain that although some of the objects are made of more than one material (e.g. the magnifying glass), they all had one material in common.	
	<b>Material Challenge:</b> Discuss the difference between actual objects and the materials they are made from. Ask children to identify the objects in the pictures, as well as the materials they are made from.	
	<b>Objects and Materials:</b> Children use the differentiated <b>Objects and Materials Activity Sheet</b> to identify an object and show what material/s it is made from. <b>Are children able to distinguish between objects and the materials from which they are made?</b>  <div style="display: flex; justify-content: space-around;"> <div style="text-align: center;"> <p>Sort the pictures into everyday objects and everyday materials.</p> </div> <div style="text-align: center;"> <p>Fill in the missing words to show which material(s) each object is made from. Use the word bank.</p> </div> <div style="text-align: center;"> <p>Choose three objects to draw and label. Then write a sentence explaining which material(s) each object is made from.</p> </div> </div>	
	<b>Odd One Out:</b> With a partner, children look at the pictures and discuss which they think is the odd one out. Discuss ideas, encouraging children to explain their thinking.	

## Taskit

**Listit:** Children make a list of everyday objects and identify what material(s) these objects are made from.

**Sortit:** Children sort objects by the material(s) they are made from.

**Paintit:** Children paint pictures of each of the everyday materials, looking carefully at the colours and textures.

Everyday Materials | Objects and Materials

<b>I can tell the difference between an object and the materials it is made from.</b>		
I can name specific objects.		
I can name the materials which specific objects are made from.		
I can explain the difference between objects and materials.		

Everyday Materials | Objects and Materials

<b>I can tell the difference between an object and the materials it is made from.</b>		
I can name specific objects.		
I can name the materials which specific objects are made from.		
I can explain the difference between objects and materials.		

Everyday Materials | Objects and Materials

<b>I can tell the difference between an object and the materials it is made from.</b>		
I can name specific objects.		
I can name the materials which specific objects are made from.		
I can explain the difference between objects and materials.		

Everyday Materials | Objects and Materials

<b>I can tell the difference between an object and the materials it is made from.</b>		
I can name specific objects.		
I can name the materials which specific objects are made from.		
I can explain the difference between objects and materials.		

Everyday Materials | Objects and Materials

<b>I can tell the difference between an object and the materials it is made from.</b>		
I can name specific objects.		
I can name the materials which specific objects are made from.		
I can explain the difference between objects and materials.		

Everyday Materials | Objects and Materials

<b>I can tell the difference between an object and the materials it is made from.</b>		
I can name specific objects.		
I can name the materials which specific objects are made from.		
I can explain the difference between objects and materials.		

Everyday Materials | Objects and Materials

<b>I can tell the difference between an object and the materials it is made from.</b>		
I can name specific objects.		
I can name the materials which specific objects are made from.		
I can explain the difference between objects and materials.		

Everyday Materials | Objects and Materials

<b>I can tell the difference between an object and the materials it is made from.</b>		
I can name specific objects.		
I can name the materials which specific objects are made from.		
I can explain the difference between objects and materials.		